

KUBOTA MINI-EXCAVATOR

# KX41-3S

# KX41-3V



**Kubota**

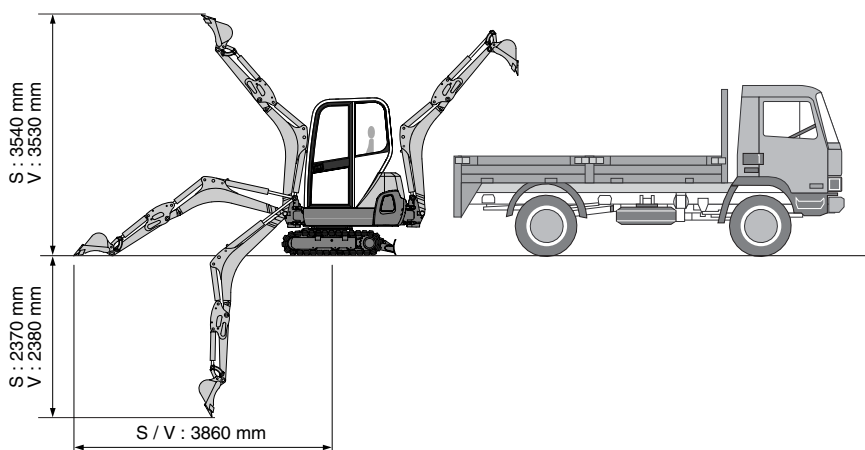
# May the largest force be with you ! The KX41-3 packs the greatest lifting force, the deepest dig depth, and the most powerful digging force in the 1.5-ton class.

Put the KX41-3 mini-excavator on your side. And there's no telling what you'll accomplish. That's because it's loaded with all the features you need to tackle the most challenging jobs. Ground-breaking features such as the largest boom lifting force and largest dig depth in its class ; improved bucket digging force ; more spacious cabin with comfortable suspension seat ; reliable Kubota diesel engine ; and more. May the awesome force of the Kubota KX41-3 mini-excavator be with you !



## Digging arm and bucket


The KX41-3 comes with the biggest boom lifting force in its class\*. A long arm, now a standard feature, provides increased dig depth and digging radius. The end result is a performance that gives you the confidence to take on the toughest jobs. (\* As of April 2004.)



### Variable track gauge\*

To improve stability of the KX41-3V when working, its tracks expand from 990mm to 1300mm. After hydraulically retracting track width, the KX41-3V can manoeuvre in the same space as a standard width 1.5-ton excavator. By operating a control lever, both expansion and retraction can be performed in just seconds.

(\* On the KX41-3V model only.)



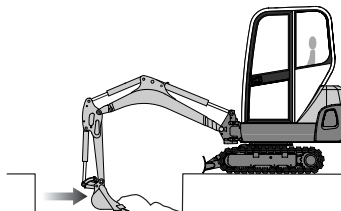
### Boom cylinder

For increased reliability when performing in hazardous conditions, including demolition jobs when a breaker is fitted, we repositioned the boom cylinder above the boom to prevent cylinder damage. Lifting force has also increased, thanks to the boom cylinder's new design with larger diameter and increased hydraulic pressure.



### Variable displacement pump

For efficient operation, the variable displacement pumps provide the optimum hydraulic oil flow and pressure according to the workload. The result is an engine that delivers higher fuel efficiency while also decreasing vibration and noise.



### Balanced performance

Smooth, simultaneous, and precise control of the boom, arm, bucket, and slew are achieved with Kubota's unique hydraulic system. And, because they are perfectly matched, you're assured smooth and accurate control.

# Reach your optimum performance level with maximum comfort and maximum safety.

## Deluxe cabin

To minimise fatigue, our cabin delivers maximum comfort by offering more legroom, an adjustable suspension seat, and an exceptionally low noise level of LpA76dB. (Canopy noise level: 75db.) It's comparable to our 3-ton KX-3 series cabin, and is also equipped with a Roll-Over Protective Structure (ROPS) and a Falling Objects Protective Structure (FOPS).



## ROPS/FOPS

When you're well protected, you can concentrate more on the job at hand. That's why both our cabin and 4-post canopy come equipped with ROPS and FOPS.



## Wide operator's area

Relocating operation levers and consoles to a more user-friendly position not only makes operating the KX41-3 easier, but at the same time, has also made the operating area amazingly spacious.



## Cabin door space

By increasing the cabin door space by a generous 89mm, easy entering and exiting is now possible. Previous model : 396mm. KX41-3 : 485mm.



#### 2-speed travel switch on dozer lever

The 2-speed travel switch has been re-designed from a floor pedal to a finger-touch button that's been relocated to the dozer lever. This new design lets you enjoy greater comfort from increased legroom as well as convenient changing of travel speed.



#### Lock system

To prevent unexpected machine movement, the safety lever must be raised to lock out the travel levers and pilot controls before the engine will start.

#### Straight travel

For safer loading and unloading, Kubota's unique hydraulic Straight Travel System ensures the KX41-3 of travelling straight, even during simultaneous operations.

#### Dozer cylinder hoses

Utilising a more efficient two-piece design, the KX41-3's dozer cylinder hoses can be replaced easily.



# Easy engine maintenance and protected cylinder hoses keep productivity up by reducing downtime.

## Quick maintenance

Accessing the engine is easy, thanks to a full-opening rear bonnet. For quick daily maintenance, simply open the bonnet to expose oil filter, coolant, air filter, radiator, and more.



## Kubota engine

The Kubota D-902 engine with 898cc displacement provides economical and environmentally clean power.

## Protected cylinder hoses

To extend service life and improve visibility, the bucket cylinder hoses are well protected having been routed through the arm.



## Kubota Intelligent Control System

An innovative upgrade that always keeps you in tune with the KX41-3's vital signs. The Kubota Intelligent Control System is equipped with warning indicators for engine, fuel, temperature, and oil ; a service mode that enables accurate troubleshooting ; and standard indicators which display current working conditions such as engine rpm, hour meter, and more.



Language selection display



Information when service time comes



Low fuel display

## Standard Equipment

### Engine/Fuel system

- Double-element air cleaner
- Electric fuel pump

### Undercarriage

- 230 mm rubber track
- 2-speed travel
- Variable track (KX41-3V)

### Hydraulic system

- Pressure accumulator
- Hydraulic pressure checking ports
- Straight travel circuit
- Third-line hydraulic return
- Variable pump

### Safety system

- Engine Start Safety System on the left console
- Travel Lock System
- Swivel Lock System

### Working equipment

- 1100 mm arm
- Auxiliary hydraulic circuit piping to the arm's end
- 2 working lights on the cabin and 1 light on the boom

### Cabin

- ROPS (Roll-Over Protective Structure, ISO3471)
- FOPS (Falling Objects Protective Structure) Level 1
- Weight-adjustable semi suspension seat
- Seatbelt
- Hydraulic pilot control levers with wrist rests
- Cabin heater for defrosting & demisting
- Emergency exit hammer
- Front window power-assisted with 2 gas damper
- 12V power source
- Location for radio
- Back mirror
- Switch and harness for beacon light
- Kubota Intelligent Control System

### Canopy

- ROPS (Roll-Over Protective Structure, ISO3471)
- FOPS (Falling Objects Protective Structure) Level 1
- Weight-adjustable semi suspension seat
- Seatbelt
- 12V power source
- Hydraulic pilot control levers with wrist rests
- Switch and harness for beacon light
- Kubota Intelligent Control System

## Optional Equipment

- 2 speakers and radio antenna



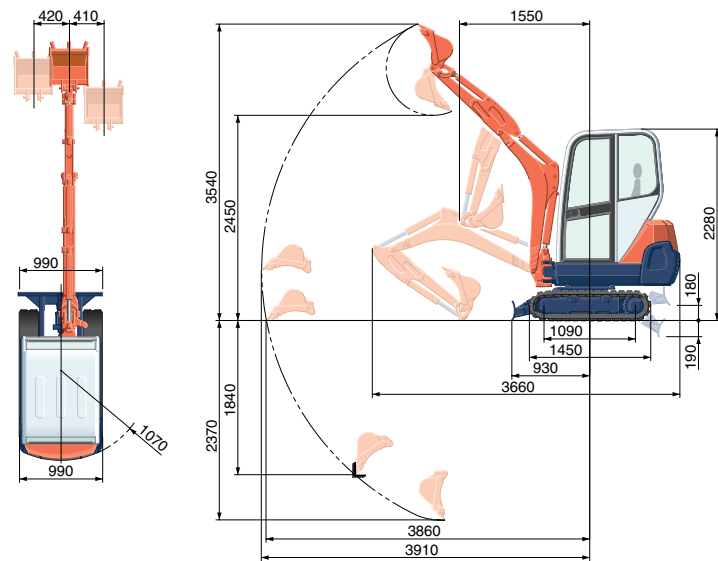
# SPECIFICATIONS

\*Rubber shoe type

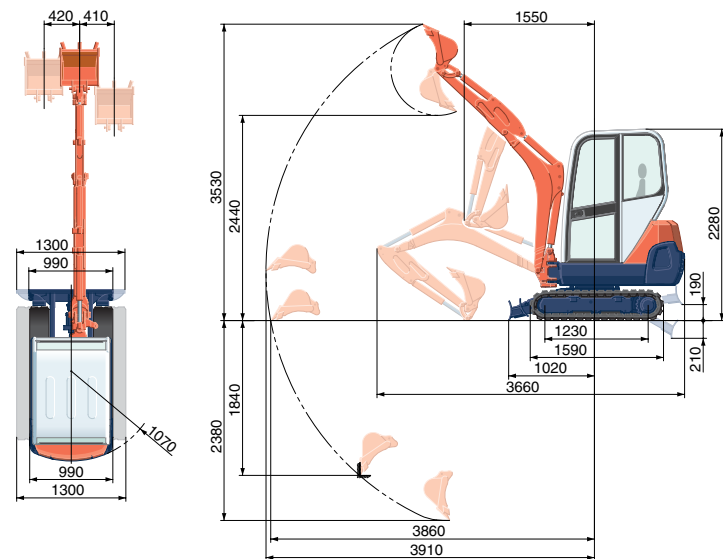
Model			KX41-3S	KX41-3V
Machine weight	Cabin	kg	1610	1720
	Canopy	kg	1520	1630
Bucket capacity, std. SAE/CECE		m <sup>3</sup>	0.04	
Bucket width	with side teeth	mm	474	
	without side teeth	mm	450	
Model			D902-BH	
Type			Water-cooled, diesel engine E-TVCS	
Engine	Output ISO9249	PS/rpm	16/2300	
		kW/rpm	11.8/2300	
	Number of cylinders	3		
	Bore x stroke	mm	72 x 73.6	
	Displacement	cc	898	
Overall length		mm	3660	
Overall height	Cabin	mm	2280	
	Canopy	mm	2280	
Swivelling speed		rpm	9.1	
Rubber shoe width		mm	230	
Tumbler distance		mm	1090	1230
Dozer size (width x height)		mm	990 x 230	990/1300 x 230
Hydraulic pumps	P1,P2	Variable displacement pump		
	Flow rate	ℓ/min	17.3	
	Hydraulic pressure	MPa(kgf/cm <sup>2</sup> )	21.6 (220)	
	P3	Gear type		
	Flow rate	ℓ/min	10.4	
Hydraulic pressure	MPa(kgf/cm <sup>2</sup> )	21.6 (220)		
Max. digging force	Arm	kN (kgf)	7.8 (796)	
	Bucket	kN (kgf)	15.6 (1592)	
Boom swing angle (left/right)		deg	73/50	
Auxiliary circuit	Flow rate	ℓ/min	27.7	
	Hydraulic pressure	MPa(kgf/cm <sup>2</sup> )	21.6 (220)	
Hydraulic reservoir		ℓ	27	
Fuel tank capacity		ℓ	21	
Max. travelling speed	Low	km/h	2.4	2.2
	High	km/h	4.3	4.0
Ground contact pressure	Cabin	kPa(kgf/cm <sup>2</sup> )	27.5 (0.28)	26.9 (0.27)
	Canopy	kPa(kgf/cm <sup>2</sup> )	25.7 (0.26)	25.5 (0.26)
Ground clearance		mm	160	

# WORKING RANGE

## KX41-3S



## KX41-3V



Unit: mm

# LIFTING CAPACITY

kN (ton)

	Lift Point Height	Lifting point radius (2m)			Lifting point radius (3m)		
		Over-front		Over-side	Over-front		Over-side
		Blade Down	Blade UP		Blade Down	Blade UP	
S	1.5m	2.6 (0.26)	2.6 (0.26)	2.6 (0.26)	2.7 (0.28)	1.9 (0.20)	1.5 (0.16)
	1.0m	4.1 (0.42)	3.6 (0.37)	2.8 (0.28)	2.8 (0.29)	1.9 (0.19)	1.5 (0.15)
	0.5m	5.2 (0.53)	3.4 (0.34)	2.6 (0.26)	2.9 (0.30)	1.8 (0.19)	1.4 (0.15)
	0m	5.3 (0.54)	3.2 (0.33)	2.4 (0.25)	2.8 (0.29)	1.8 (0.18)	1.4 (0.14)
V	1.5m	3.1 (0.32)	3.1 (0.32)	3.1 (0.32)	3.4 (0.35)	2.1 (0.22)	2.3 (0.24)
	1.0m	5.1 (0.52)	4.0 (0.41)	4.2 (0.43)	3.6 (0.37)	2.1 (0.21)	2.3 (0.23)
	0.5m	6.5 (0.67)	3.8 (0.39)	4.1 (0.42)	3.7 (0.38)	2.1 (0.21)	2.3 (0.23)
	0m	6.8 (0.69)	3.7 (0.38)	4.0 (0.40)	3.7 (0.37)	2.0 (0.21)	2.2 (0.23)

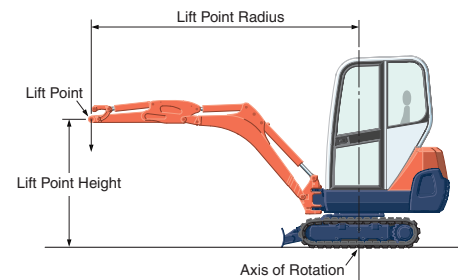
Please note:

\* The lifting capacities are based on ISO 10567 and do not exceed 75% of the static tilt load of the machine or 87% of the hydraulic lifting capacity of the machine.

\* The excavator bucket, hook, sling and other lifting accessories are not included on this table.

\* Working ranges are with Kubota standard bucket, without quick coupler.

\* Specifications are subject to change without notice for purpose of improvement.



## KUBOTA (U.K.) LTD

Dormer Road, Thame Oxfordshire,  
OX93UN, U.K.  
Phone : 01844-268140  
F a x : 01844-216685